Changing an air filter

Written By: tunahan.metin05



TOOLS:

- briefcase (1)

PARTS:

- Air filter Xsara Picasso 1.8i (1)

© 2024

Step 1 — Changing an air filter



- Insert a comment.

Step 2





- Unscrew the 7 screws with the 8 socket
- Remove the air filter cover

Step 3





- Remove the old air filter
- Compare new and old air filter
- Put in the new air filter

Step 4





- Put the air filter cover
- Tighten the 7 screws with the 7 socket.