Day 3: Building and Controlling Circuits with Two Components

Today your class will add complexity to both the circuit they have built and the set of programs they will create to control it.

Written By: Andy Wallus



INTRODUCTION

Today your class will add complexity to both the circuit they have built and the set of programs they will create to control it.

TOOLS:

- Scissors (1)

1 per group

- Writing Utensils (1)
- Computer with Arduino IDE Software (1)

PARTS:

- Programming 101 Classroom Set (1)
- Printable Lesson Plan (1)
- Printable Student Sheet (1)
- Arduino Sketches 2-4, 2-5 (1)

Step 1 — Day 3: Building and Controlling Circuits with Two Components

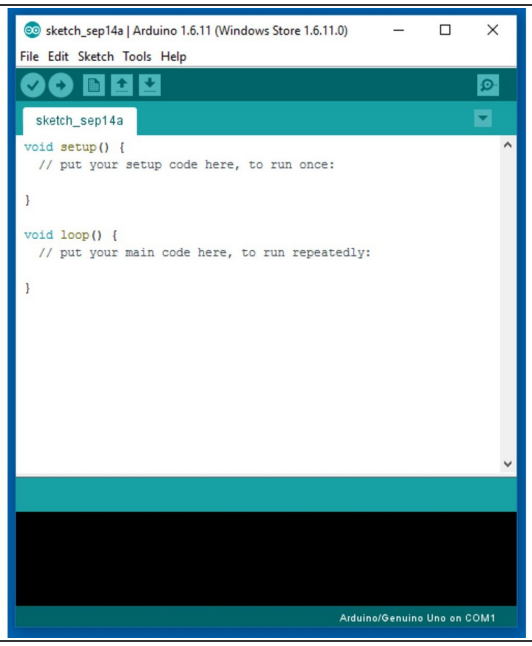

- Find Arduino sketch 2-4 athttps://github.com/BrownDogGadgets/Progr...

Step 2

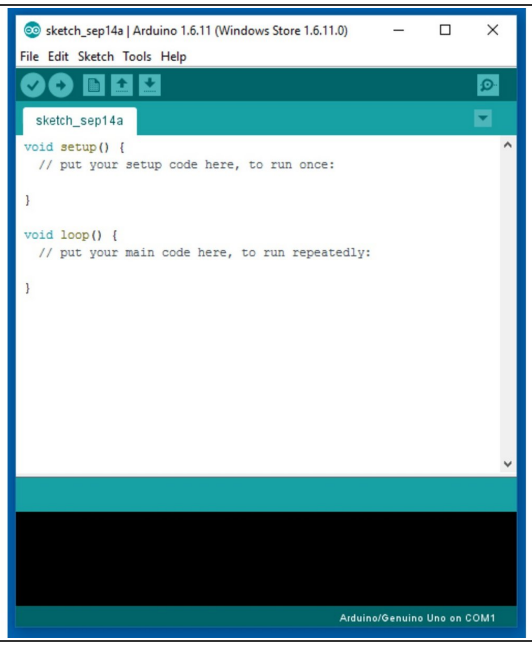

- Find Arduino sketch 2-5 at https://github.com/BrownDogGadgets/Progr...

After today, your class will understand how to build a parallel circuit and control each outcome individually via programming.

This document was generated on 2024-12-12 09:15:00 AM (MST).

© 2024