




# Change logging frequency

Written By: StJohn Vuetilovoni

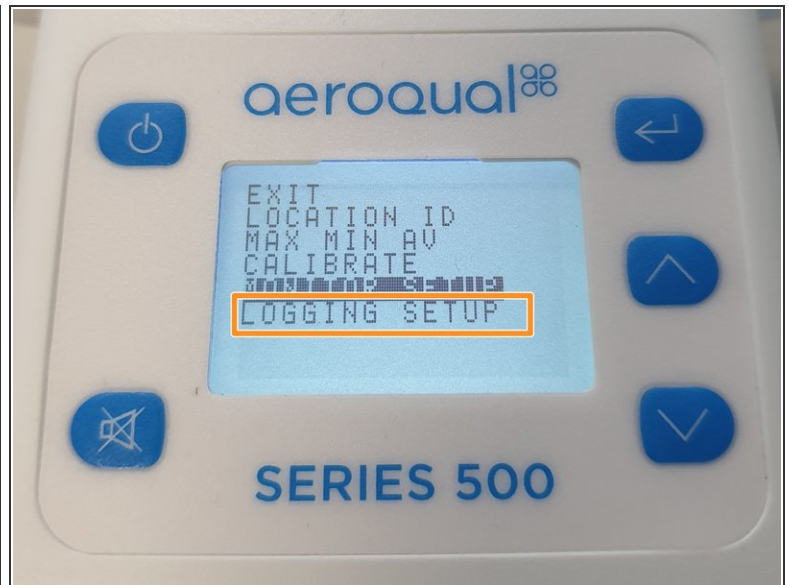



## INTRODUCTION

Your Series 500 monitor can log up to 8,188 data points. The length of time data can be logged depends on the logging frequency and the number of parameters recorded.

To learn more about the role of logging frequency, [see here](#).

## Step 1 — Enter logging setup



- Press the **ENTER** button.
- Select **LOGGING SETUP** from the main menu.

## Step 2 — Change frequency



- When **LOG FREQ** appears on the display, use the **UP/DOWN** buttons to select the required logging frequency in 1 minute intervals.
- Press **ENTER** to confirm the selection and return to the **SETUP** menu.

For further support, contact [Technical Support](#).